

TOPGEAR  
**Dare Devil**



EVERYONE  
**E**  
CONTENT RATED BY  
ESRB

**KEMCO**



## **WARNING: READ BEFORE USING YOUR PLAYSTATION®2 COMPUTER ENTERTAINMENT SYSTEM.**

A very small percentage of individuals may experience epileptic seizures when exposed to certain light patterns or flashing lights. Exposure to certain patterns or backgrounds on a television screen or while playing video games, including games played on the PlayStation 2 console, may induce an epileptic seizure in these individuals. Certain conditions may induce previously undetected epileptic symptoms even in persons who have no history of prior seizures or epilepsy. If you, or anyone in your family, has an epileptic condition, consult your physician prior to playing. If you experience any of the following symptoms while playing a video game – dizziness, altered vision, eye or muscle twitches, loss of awareness, disorientation, any involuntary movement, or convulsions – **IMMEDIATELY** discontinue use and consult your physician before resuming play.

## **WARNING TO OWNERS OF PROJECTION TELEVISIONS:**

Do not connect your PlayStation 2 console to a projection TV without first consulting the user manual for your projection TV, unless it is of the LCD type. Otherwise, it may permanently damage your TV screen.

## **USE OF UNAUTHORIZED PRODUCT:**

The use of software or peripherals not authorized by Sony Computer Entertainment America may damage your console and/or invalidate your warranty. Only official or licensed peripherals should be used in the controller ports or memory card slots.

## **HANDLING YOUR PLAYSTATION 2 FORMAT DISC:**

- This disc is intended for use only with PlayStation 2 consoles with the NTSC U/C designation.
- Do not bend it, crush it or submerge it in liquids.
- Do not leave it in direct sunlight or near a radiator or other source of heat.
- Be sure to take an occasional rest break during extended play.
- Keep this compact disc clean. Always hold the disc by the edges and keep it in its protective case when not in use. Clean the disc with a lint-free, soft, dry cloth, wiping in straight lines from center to outer edge.  
Never use solvents or abrasive cleaners.



# CONTENTS

---

---

---

---

---

DECK SETUP .....	2
BUTTON CONFIGURATION ...	3
THE CLUB .....	4
YOUR FIRST TEST DRIVE ...	4-5
MULTIPLAYER .....	6
SINGLE PLAYER COURSES ..	7-11
ITEMS .....	11
CARS .....	12-16
TIPS .....	16

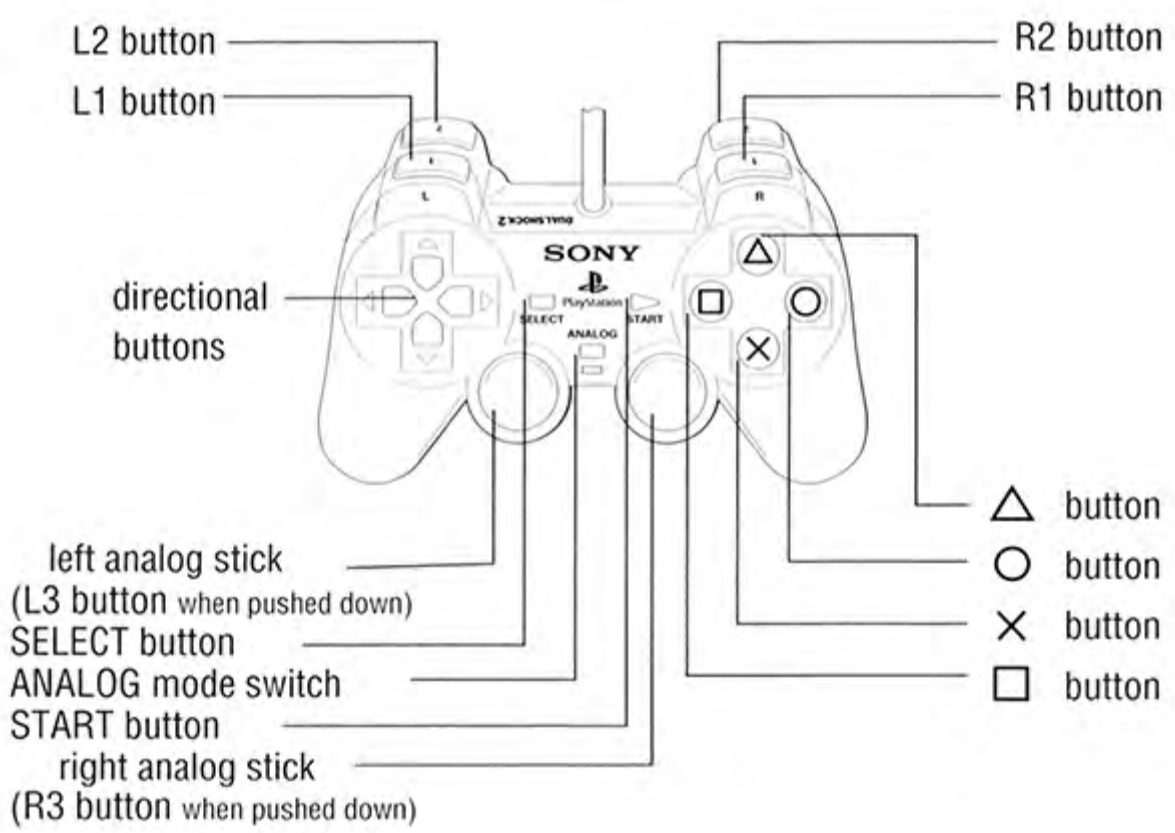




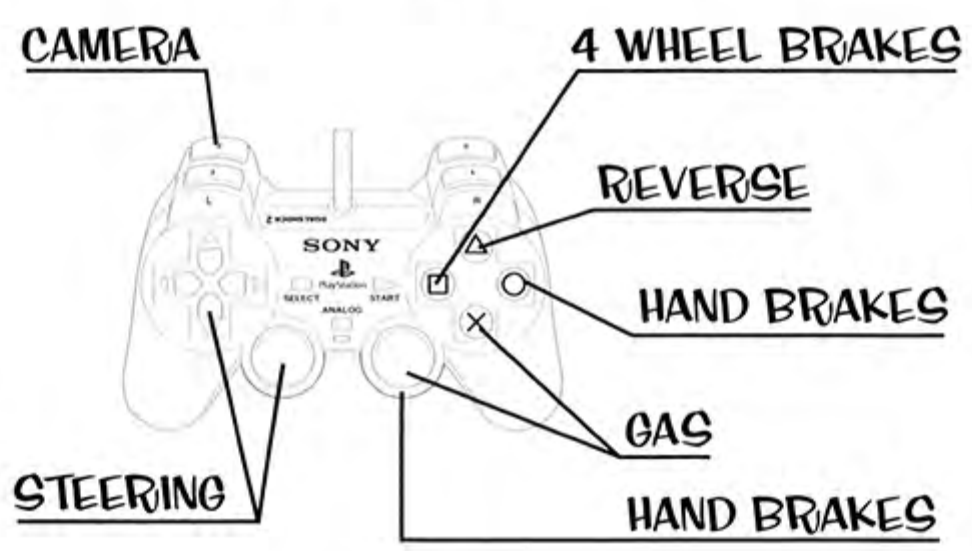


# BUTTON CONFIGURATION

## DUALSHOCK™ 2 ANALOG CONTROLLER



## TOP GEAR - DARE DEVIL SET UP





## THE CLUB

Life was as dull as a Sunday drive until you joined the Dare Devils, a renegade international racing club. Now your heart pounds at a rate matched only by your car's RPMs. This year, you're determined to break every rule to win it all. You're going to collect all 775 Dare Devil coins on the planet and own the best cars in the world, and the only law that can stop you is the law of gravity.



## YOUR FIRST TEST DRIVE

Before you start spinning your wheels, take a second or two to peruse some of the standard features in Top Gear Dare Devil.

### MAIN MENU

- SINGLE PLAYER
- MULTI PLAYER
- FREE ROAM
- HIGH SCORES
- OPTIONS
- STUFF
- SAVE

## FREE ROAM

The free roam option is the best way to check out a new city. You have 300 seconds to search for hidden areas and jumps.







## OPTIONS

---

Change the game's background music, adjust the audio volume or activate your DUALSHOCK™2 analog controller feedback on the Options Menu.



## STUFF

---

View the credits or see the animated movie sequences in the Stuff Menu. Here you can review the cinematic sequences for the cities that you have opened in the Top Gear Dare Devil's Single Player mode.



## SAVE

---

As you complete missions in Single Player mode, you can save your game to a Memory Card. If you forget, you can always save your game from the Main Menu.



# MULTIPLAYER

Multiplayer has three nitro-charged modes for countless hours of wheel-to-wheel chaos between you and a human opponent!

## MAIN MENU

SINGLE PLAYER  
MULTI PLAYER  
FREE SPIN  
HIGH SCORES  
OPTIONS  
STUFF  
SAVE

## LAP RACING

This is a head-to-head race between two players. Choose the number of laps and hit the gas!



## BOMB TAG

The object of Bomb Tag is to hold onto the bomb the longest and to give it away to your opponent before it explodes!



## COIN GRAB

Greed is good in Dare Devil's Coin Grab game. The winner is the driver who collects the most coins before time runs out.





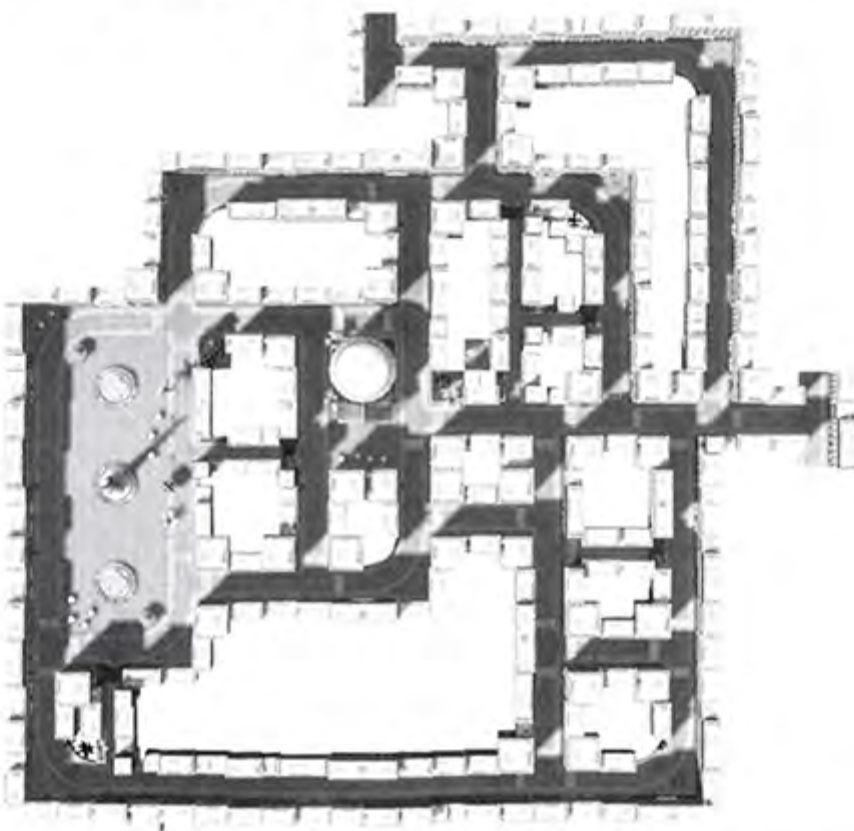


# SINGLE PLAYER

Complete the 27 missions in Single Player mode to open new cities and activate incredibly fast cars!

## ROME

As you rip across ancient cobblestone streets, look for hidden items inside the curbside buildings. This is the easiest way to find all three hidden keys.



3 missions

Total Coins per Mission: 20

Total Coins needed to advance: 16


Bonus Mission Points needed for funky car: 10,500

Citizens drive on the right side of the road.



## LONDON

London Bridge won't be the only thing falling down when you're through with this city. Plan your crossing of the Thames to shave precious seconds off your time.



5 missions

Total Coins per Mission: 25

Total Coins needed to advance: 20

Bonus Mission Points needed for funky car: 10,000


Citizens drive on the "WRONG" side of the road.





## TOKYO

You're touring Tokyo on garbage day. Look for coins and hidden items behind the stacked boxes and crates along the curb. Do some high-speed window-shopping, too!



7 missions

Total Coins per Mission: 25

Total Coins needed to advance: 20


Bonus Mission Points needed for funky car: 4,000

Citizens drive on the "WRONG" side of the road.



## SAN FRANCISCO

You'll leave your heart and other vital organs in San Francisco if you're not careful. The streets are narrow and tough to navigate. Take the high road by jumping the monster hills and parking garages!



12 missions

Total Coins per Mission: 20

Total Coins needed to advance: 16

Bonus Mission Points needed for funky car: 8,000

Citizens drive on the right side of the road.





## BONUS MISSIONS

Each city has a hidden bonus course. You must collect the key in each mission to open it.



## ITEMS

Look for item locations on your radar map. Yellow dots represent coins. Blue dots represent all other items.

### COINS

The most valuable item in the game.

Collect all the coins in a single-player mission to activate a new car!



### EXTRA TIME PICKUP

The Red stopwatch adds 5 seconds to your time. The Yellow ones adds 10 seconds and The Green ones adds 15 seconds to your time.



### NITRO PICKUP

Gives your car an added boost of speed. Snag it before a jump and you'll blast extra high into the air!



### BONUS KEYS

Each mission has a key. Collect all the keys in each city to open a special hidden bonus stage.



### CREDITS

Grab an extra credit by collecting the wrench hidden in the normal missions. This item is often inside a building.






# CARS

There are twelve cars in Top Gear Dare Devil. Collecting all the coins in a stage adds a car to your garage.



## POD (URBAN MINI CLASS)

Designed in Germany during the late 1950s, the pod has exceptionally slow acceleration, but it offers some of the best handling for navigating narrow streets.



## THE GEEZE (URBAN MINI CLASS)



It's not exactly an Italian stallion, but the practical Geeze does have a bit more handling, top speed and acceleration than the Pod. It was first built in Europe during the 1950s.







## P-NUT (URBAN MINI CLASS)

Built in England from the 1970s until 2000, the classic P-Nut has a top speed and acceleration that edges the Pod and Geeze.



## FROGGY (URBAN MINI CLASS)



Originally built during the war years in France, this urban mini car features headlights similar to its amphibian namesake. It also has incredible handling.



## SUPER GENIUS (STREET CLASS)

The Super Genius rolled off a German assembly line in 2000. Despite its flashy looks, improved top speed and acceleration, it doesn't handle as well as the older European urban mini cars.





## TURTLE (STREET CLASS)



Part of the Dare Devil Street class, this popular German coupe tops the Super Genius in the categories of top speed, acceleration and handling, but only by the thinnest margins.



## RICOCHET (STREET CLASS)

This amazing German coupe is considerably faster than the Super Genius and Turtle, but what it gains in speed it gives up in handling—especially in the tight spots.



## FANG (POWER CLASS)



The first of the Power class vehicles, the Fang is exceptionally fast but it has a tendency to struggle with hairpin corners at high speeds. It's a winner in the hands of a skilled driver.







## ROAD SHARK (POWER CLASS)

The Japanese Road Shark eats up the competition and anything else in its path, but like most Power class cars, it gets a little wild in winding alleys.



## PORTABELLO (POWER CLASS)

This stunning English beauty possesses a breathtaking balance of speed, acceleration and handling. It's the fastest of all of the Power class cars in the game.



## STREET EAGLE (SUPER POWER CLASS)

The ultimate combination of sass and class, nothing flies like the Street Eagle. This car possesses enough top speed to rocket off jumps and grab high items without a Nitro boost.





## BLACK WIDOW (SUPER POWER CLASS)



Proudly made in the USA, this four-wheeled powerhouse has the best top speed, acceleration and handling in the game. Own it and you'll win it all.



## TIPS

1. Weaving through traffic is usually much faster than trying to plow other cars out of the way.
2. Barely clipping another car will acclimate the same points as hitting it head on and allow you to keep more control.
3. Using the hand-brake will allow you to sharper turns than normally possible and maintain a higher speed. It does however take time to perfect.
4. Tapping the brake shortly before using the hand-brake will result in quicker and tighter turns.
5. Driving in reverse can get you out of sticky situations. However, it is much harder to control the car when driving in reverse.
6. Breakable objects only award points the first time you crash into them.
7. Driving off-road won't reduce your speed, but can present you with much more obstacles than the open road.
8. The radar can be used to find coins that you can't immediately see, as well as those that are hidden.
9. If a stage is too hard then try taking a different route. There are usually one or two ways of completing a level that are much easier than the rest.
10. Remember that small roads may not always be on the map.
11. Try to get the continue in every level because you might need it later in the game.
12. With the sudden burst of speed that nitro provide also comes the possibility of a loss of control.
13. Tokens aren't always on the same level as the car you're driving. Some are only accessible from bridges above or tunnels below.
14. Just because aliens are super-intelligent beings from another planet it doesn't mean they're good drivers.



## WARRANTY AND SERVICE INFORMATION

KEMCO warrants to the original purchaser of this KEMCO Software product that the medium on which this computer program is recorded is free from defects in material and workmanship for a period of ninety (90) days from the date of purchase. The KEMCO software program is sold "AS IS" and without any expressed or implied losses or damages of any kind resulting from use of this program.

If the KEMCO software product fails to comply with this limited warranty, KEMCO agrees to either repair or replace, at its option, free of charge, the noncomplying Kemco software product provided it is return by the original purchaser, postage paid, with proof of purchase to KEMCO's Factory Service Center.

When returning the program for warranty replacement please send the original product disc(s) or cartridge only in protective packaging and include: (1) a photocopy of your dated sales receipt; (2) your name and return address typed or clearly printed; (3) a brief note describing the defect, the problem(s) you are encountered and the system on which you are running the program; (4) if you are returning the program after the 90-day warranty period, but within one year after the date of purchase, please include check or money order for \$15 U.S. currency per CD or \$30 U.S. currency per Cartridge replacements. Note: Certified mail recommended.

In the U.S. send to:

Warranty Replacements  
Kemco c/o Crave Entertainment, Inc.  
19645 Rancho Way  
Rancho Dominguez, CA 90220

This warranty shall not be applicable and shall be void if the defect in the Kemco software product has arisen through abuse, unreasonable use, mistreatment, neglect or reasonable wear and tear. IN THIS WARRANTY IS OBLIGATION IN LIEU OF ALL OTHER WARRANTIES AND NO OTHER REPRESENTATIONS OR CLAIMS OF ANY NATURE SHALL BE BINDING ON OR OBLIGATE KEMCO ANY IMPLIED WARRANTIES APPLICABLE TO THIS SOFTWARE PRODUCT, INCLUDING WARRANTIES OF MERCHANTABILITY AND FITNESS FOR A PARTICIPATING PURPOSE, ARE LIMITED TO THE NINETY (90) DAY PERIOD DESCRIBED ABOVE. IN NO EVENT WILL KEMCO BE LIABLE FOR ANY DIRECT, SPECIAL, INCIDENTAL OR CONSEQUENTIAL DAMAGES RESULTING FROM POSSESSION, USE OR MALFUNCTION OF THE KEMCO SOFTWARE PRODUCT.

Some states do not allow limitations as to how long an implied warranty lasts and/or exclusions of liability may not apply to you. This limited warranty gives you specific legal rights and you may also have other rights, which vary, from state to state.

### Customer Support

You may need only simple instructions to correct a problem with your product. Call the Customer Service Line at 970-392-7022 24 hours a day, 7 days a week.

If you are looking for Hints & Tips for any Kemco product, please call:

US - 900-903-4468      \$0.95 U.S. dollar per minute  
Canada - 900-677-4468      \$1.50 Canadian dollar per minute

Must be 18 years or have parent's permission. Touch tone phone required.



Kemco/SVG 19645 Rancho Way, Rancho Dominguez, CA 90220 [www.kemco-games.com](http://www.kemco-games.com)

© 2000 KEMCO TOP GEAR is a registered trademark of KEMCO

Licensed for play on the PlayStation 2 computer entertainment systems with the NTSC U/C designation only. "PlayStation" and the "PS" Family logo are registered trademarks of Sony Computer Entertainment Inc. The ratings icon is a trademark of the Interactive Digital Software Association. Manufactured and printed in the U.S.A. THIS SOFTWARE IS COMPATIBLE WITH PLAYSTATION 2 CONSOLES WITH THE NTSC U/C DESIGNATION. U.S. AND FOREIGN PATENTS PENDING.